



**eva**

**ELEMENTARY VISUAL ARTS**

Park City Education Foundation • Kimball Art Center

LESSON

**5**

**Amedeo Modigliani  
Self Portraits**


## LESSON OVERVIEW

Amedeo Modigliani's (1884 - 1920) modern portraiture achieves a unique combination of specificity and generalization. His portraits convey his subjects' personalities while his trademark stylization and use of recurring motifs such as the long necks and almond-shaped eyes - unifies the look. In the style of Modigliani, students will create their own self-portraits.

### INSTRUCTIONAL OBJECTIVES

- Learn about Amedeo Modigliani and his style of art.
- Learn about the history and ideology of the Macchiaioli group that influenced Modigliani.
- Create a self-portrait using trademark stylization of Modigliani such as elongated necks, almond shaped eyes etc.
- Learn how to use oil pastels.
- Learn about proportions of the face and how to draw them realistically or stylized.

### AMEDEO MODIGLIANI





### SUPPLIES

- Images of Modigliani artwork esp. portraiture.
- Images illustrating the proportions of a face both realistically and in style of Modigliani.
- Oil Pastels.
- 9" x 15" black construction paper.
- White pencils.
- Erasers.
- Mirrors.

Italian born artist Amedeo Modigliani (1884 - 1920) grew up in an impoverished but educated family that exposed him to art. He experienced an array of illnesses throughout his lifetime and ultimately died of tuberculosis. He rebelled against a Macchiaioli movement which sought to emulate bold and tonal structures of the masters most commonly seen in landscapes and moved toward figure painting. Modigliani is most famous for his stylized portraits. He captures the personality of his subjects but unifies his portraits through iconic stylization. His fame and notoriety came after his death. [Learn more](#)

## LESSON PLAN

1. Introduce students to the life and art of Amedeo Modigliani showcasing samples of his work. Use his work to introduce self-portraits. Explain that they will be creating a self-portrait in the style of Modigliani.
2. Discuss proportions of the face and demonstrate how facial features are placed in specific proportions/relationships to one another.
3. Then show similar diagrams of facial proportions but in the style of Modigliani. Highlight and discuss the differences such as elongated necks, almond eyes, elongated noses etc. that are unique to Modigliani (see visual examples below).
4. Give each student a 9" x 15" piece of black construction paper. Fold the paper in half lengthwise. Then fold the paper in half two more times creating 8 equal sections as shown in the Modigliani diagram.
5. With the white pencils have students draw the head, eyes, nose and mouth one step at a time. First show how Modigliani eyes are near the top of the head vs. a realistic self-portrait. Notice Modigliani mouths are near the bottom of the head and noses are elongated.
6. Add eyebrows, hair, clothes, and other details as desired. Fill all in with color. Use black pastel to outline everything. Fill in the background with another color or colors.
7. When finished, share the artworks and ask students to talk about their process of creating a self-portrait in the style of Modigliani.





**KEY IDEAS THAT CONNECT TO VISUAL ARTS CORE CURRICULUM:**  
Based on Utah State Visual Arts Core Curriculum Requirements  
(3rd Grade) Click on links to see more.

[Standard 3.V.CR.1](#)

[Standard 3.V.P.3](#)

[Standard 3.V.CR.2](#)

[Standard 3.V.R.1](#)

[Standard 3.V.CR.3](#)

[Standard 3.V.R.2](#)

[Standard 3.V.CR.5](#)

[Standard 3.V.R.3](#)

[Standard 3.V.P.2](#)

[Standard 3.V.C0.2](#)

**ADDITIONAL REFERENCES**

Click on links to learn more.

- [http://en.wikipedia.org/wiki/Amedeo\\_Modigliani](http://en.wikipedia.org/wiki/Amedeo_Modigliani)
- <http://www.bloglovin.com/blogs/art-projects-for-kids-12740105/self-portraits-modigliani-style-4837698656>
- [http://en.wikipedia.org/wiki/Oil\\_paste](http://en.wikipedia.org/wiki/Oil_paste)
- [http://en.wikipedia.org/wiki/Modern\\_art](http://en.wikipedia.org/wiki/Modern_art)
- <http://www.visual-arts-cork.com/history-of-art/macchiaioli.htm>  
[ducksters.com/history/art/realism.php](http://ducksters.com/history/art/realism.php)
- <http://en.wikipedia.org/wiki/Macchiaioli>

Brought to you by:



A special thanks to our sponsors:

**ZIONS BANK**



**FREE LUNCH  
FOUNDATION**