

Ten Beach - Women On a Bridge Series - Part 1
by Faith Ringgold © 1988
I will always remember when the stars fell down
around me like bed me up above the George
Washington Bridge.



3
Sleeping on Ten Beach was magical.
Lying on the floor in the night, with
stars and skyscraper buildings all
around me. Made me feel rich like
I owned all that I could see. The
bridge was my most-prized possession.

5
Now I have claimed it. All that to do
was fly over it for it to be mine forever.
I can wear it like a giant diamond
necklace or just fly over it and marvel
at its sparkling beauty. I can fly, yet
fly. Me' Cassie Louise Lightfoot, only
eight years old and in the third
grade and I can fly.

7
But still he can't join the union
because George wasn't a member well.
Daddy is going to own that building
cause I'm gonna fly over it and give
it to him. Then it won't matter 'cause
he's not in their no union or whatever.
He's colored or a half breed, Indian
like they say.



2
I could see our
tiny rug top with
Mummy and Daddy
and Mr. & Mrs. Henry
our next door neighbor
but still playing
come as if nothing
was going on, and
Daddy, my baby brother,
being that still on
the rug, just
like like Papa float-
ing tracking me
through the sky.

8
He'll be rich and won't have to stand
on as story high graders and look down
on us like up at his building going
he can look up at his building going
up. And Mummy won't cry all winter
up. And Daddy won't look for work and
Auntie come home. And Mummy can
Laugh and sleep like like Mrs. Henry
and he can have ice cream every
night for dessert.

eva

ELEMENTARY VISUAL ARTS

Park City Education Foundation • Kimball Art Center

LESSON

2

Faith Ringold

Quilts and Storytelling

Verbal Directions

LESSON OVERVIEW

Faith Ringgold (born 1930) is an American Multi-media artist, Social Activist, Author and Art Professor who became famous for her innovative “story quilts.” Each of these artworks, which are pieced together of painted canvas and fabric, tells a story. Students will learn about Ringgold’s work and create a quilt that tells a story about their community.



INSTRUCTIONAL OBJECTIVES

- Learn about Faith Ringgold and her work.
- Draw from memory.
- Use imagination to tell a story.
- Collage paper to make a paper quilt.


SUPPLIES

- Scissors.
- Pencils.
- Erasers.
- Color Pencils or Painsticks.
- Glue.
- Patterned Collage paper.
- 12” x 18” white paper.
- Images of Faith Ringgold’s quilts.
- Samples of quilts.

FAITH RINGOLD



Faith Ringgold (born 1930) is from Harlem, New York City. She is an American Multi-media artist, Social Activist, Author and Art Professor. Her mother, a fashion designer and seamstress, encouraged Faith’s creative pursuits from a young age. Faith was an art teacher for many years before she became a professional artist. Both art and activism are important to Ringgold. Her art spoke out about prejudice and made political statements. She made her first quilt, *Echoes of Harlem*, in collaboration with her mother. Quilts have a long history of story-telling. In many cases, groups of friends and neighbors would gather to work on one quilt together. These social gatherings were known as “quilting bees.” Ringgold combines her African heritage with her artistic training. All of her work is focused on storytelling of social issues. [Learn More.](#)



LESSON PLAN

1. Introduce the work of Faith Ringgold through image samples of her quilts. Discuss with students what they notice in Ringgold's quilts.
 - What stories do you see? What is happening in the artwork?
 - What colors does the artist use? What patterns do you notice?
 - How do you think these are made? What materials does the artist use?
2. Explain that many of the stories in quilts that Faith Ringgold created were fictional based on her own childhood memories. Places from her childhood like a roof top are depicted and then symbolic elements are added - in the case of tar beach, the little girl flying through the air.
3. Quilting was important to Faith Ringgold, because of her mother who worked with fabric and because of the long tradition of quilts in America. Take a closer look at [quilts](#) made by other artists to find inspiration for patterns and colors.
4. Explain to students that they will be making their own quilt with paper using patterns, drawing and collage. Central to their quilts, students will draw a story based on a memory that is embellished or added upon. To start, on a scrap of paper students can brainstorm the central story for their quilt. Have students think about: Where does it happen? Who is there? What are they doing? What is real (From your memory?) And what is imagined?
4. Pass out a piece of 12" x 18" blank white paper for the base of the quilt. Using patterned paper student will create a border for their quilt. Draw students attention to the colors in the patterns and how they might relate to their stories. Older students can explore more complex quilt patterns while younger students frame their quilt with squares of decorative paper.
5. At the Center of the quilt students can draw their story with colored pencils or paint sticks.
6. Display the quilts and share stories.





**KEY IDEAS THAT CONNECT TO NATIONAL CORE ARTS STANDARDS:
Based on National Core Arts Standards visual Arts Requirements
(Kindergarden).**

[VA:Cn10.1.Ka](#)

Create art that tells a story about a life experience.

[VA:Cr2.1.Ka](#)

Through experimentation, build skills in various media and approaches to art- making.

[VA:Re8.1.Ka](#)

Interpret art by identifying subject matter and describing relevant details.

[VA:Cr2.3.Ka](#)

Create art that represents natural and constructed environments.



ADDITIONAL REFERENCES

Click on links to learn more.

- <http://www.artnews.com/2019/06/07/faith-ringgold-artnews-archives/>
- <https://anacostia.si.edu/collection/spotlight/african-american-quilts>
- <https://kids.britannica.com/students/article/Faith-Ringgold/625427>
- <https://www.faihringgold.com/about-faith/>
- <https://www.nps.gov/home/planyourvisit/quilt-discovery-experience.htm>

Brought to you by:



A special thanks to our sponsors:

Beck Family Foundation Abuhaidar Family

Tomilee Tilley Family Fund



Funded by
Utah Legislature

Utah Division of
Arts & Museums

